



# WHEELCHAIR RANGE

aspire for...

Comfort

Posture

Mobility



EVOKE 2



REHAB RX



ASSIST 2



TRANSIT 2



LITE TRANSIT



[www.aspirecare.com.au](http://www.aspirecare.com.au)  
1300 133 120



# aspire EVOKE 2 *Lightweight & Highly Adjustable*

The Aspire EVOKE 2 and EVOKE 2 HD are highly adjustable, lightweight, aluminium wheelchairs designed to enable a personalised fit for every user. A comprehensive range of compatible accessories is available for increased independence and enhanced clinical outcomes.

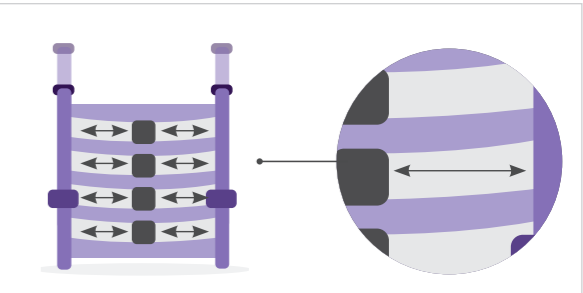


## FEATURES

- Frame:** Folding Lightweight Aluminum
- Legrest:** Swing-away & Removable
- Footrest:** Height & Angle Adjustable
- Armrest:** Swing-back & Removable
- Wheels:** Quick Release, Solid 24" Tyres, Height & Depth Adjustable
- Castors:** 8", Height & Angle Adjustable
- Brakes:** Easy Access Push-to-Lock Brakes
- Seat:** Depth & Height Adjustable
- Backrest:** Height, Tension, Angle & Depth Adjustable
- Upholstery:** Dacron Fire Retardant Fabric
- Cushion:** Contoured Overlay is optional, Standard cushion Included
- Weight:** From 14.8kg (SWL 140kg - HD 180kg)



**OPTIONAL CONTOURED PADDED OVERLAY**  
This offers the user increased comfort and is ideal for those who are in their wheelchair for longer periods of time. The contouring assists in positioning and pressure distribution, while the fabric allows air movement, increasing breathability. It is easily removed for washing.



## CUSTOMISABLE BACKREST

- ✓ Tension Adjustable
- ✓ Angle Adjustable
- ✓ Height Adjustable

**2**  
Year  
Warranty  
Frame

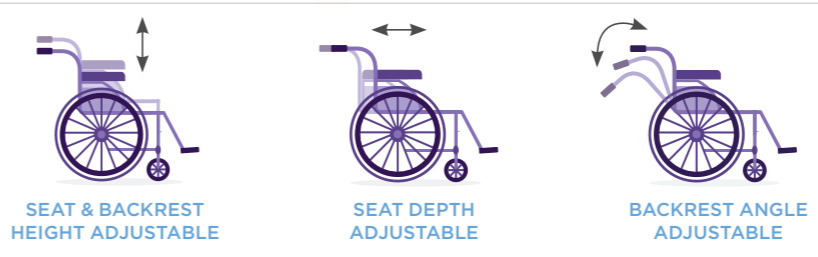
**1**  
Year  
Warranty  
Components

**S.W.L**  
**140kg**

**S.W.L**  
**180kg (HD)**

- ✓ DVA Contracted
- ✓ AS / NZS Approved
- ✓ Evoke is registered in the ARTG, AUST R ARTG 291670

- OPTIONAL ACCESSORIES**
- Elevating Legrest
  - Brake Extensions
  - Anti-tip Bars
  - Headrest Assembly
  - Advanced Articulating Elevating Legrest
  - Lateral Supports
  - IV Pole
  - Extended Back Canes 18" - 21"
  - Stump Supports
  - Contoured Padded Overlay
  - Safety Belt
  - Camber Kit
  - Oxygen Bottle Holder
  - Drum Brakes
  - Calf Straps



SEAT WIDTH	CODE
350 mm (14")	MWS449500
400 mm (16")	MWS449510
450 mm (18")	MWS449520
500 mm (20")	MWS449530
570 mm (22")	MWS449540 (HEAVY DUTY model)
610 mm (24")	MWS449550 (HEAVY DUTY model)

\*For Detailed Features, Specifications and Accessories see pages 14 - 20

Aspire EVOKE 2 is crash tested to AS/NZS3696.19

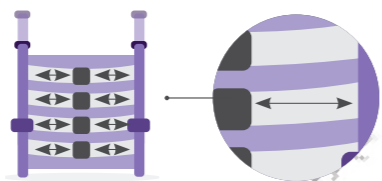
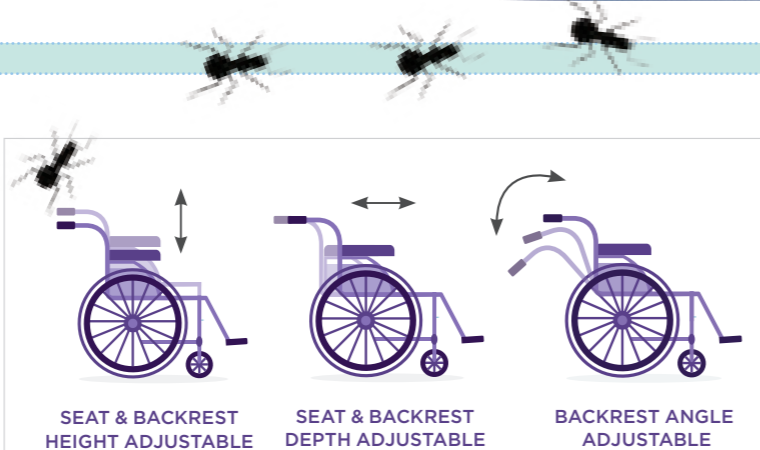


# aspire EVOKE 2 JNR

All the adjustable features of the EVOKE 2 have been reduced in size to suit the unique needs of children, including smaller 16 inch rear wheels.

## CUSTOMISABLE BACKREST

- ✓ Depth Adjustable
- ✓ Angle Adjustable
- ✓ Height Adjustable



## FEATURES

- Frame:** Folding Lightweight Aluminum
- Legrest:** Swing-away & Removable
- Footrest:** Height & Angle Adjustable
- Armrest:** Height Adjustable & Removable
- Wheels:** Quick Release, Solid 20" Tyres
- Castors:** 8", Height & Angle Adjustable
- Brakes:** Easy Access Push-to-lock
- Seat:** Height & Depth Adjustable
- Backrest:** Height, Angle & Depth Adjustable
- Upholstery:** Contoured Overlay is Optional, Standard Cushion Included
- Cushion:** Included
- Weight:** From 14kg

\*For Detailed Features, Specifications and Accessories see pages 14 - 20

SEAT WIDTH	CODE
300 mm (12")	MWS449560

Aspire EVOKE 2 JNR is crash tested to AS/NZS3696.19

2 Year Warranty Frame

1 Year Warranty Components

S.W.L 140kg

AS / NZS Approved  
Evoke JNR is registered in the ARTG: AUST R ARTG 291670



# aspire REHAB RX JNR

The Aspire REHAB RX JNR is designed for advanced postural support and pressure care for children via easy repositioning and advanced adjustability.

**ADVANCED COMFORT**  
Breathable PU coated multi-stretch fabric on seat and back cushions ensure optimal skin microclimate, comfort and improve pressure care outcomes.

**TILT-IN-SPACE (TIS)**  
Functionality promotes increased comfort and improved positioning. As well as this, it allows body weight redistribution to help alleviate pressure areas.

**CUSHIONING**  
Multi-layer, castellated seat and back cushions with internal postural reinforcement optimise comfort and positioning.



BACKREST HEIGHT ADJUSTABLE



TILT-IN-SPACE FUNCTION



26° TILT

30° RECLINE

ELEVATING LEGRESTS



SEAT & BACKREST DEPTH ADJUSTABLE



## FEATURES

- Frame:** Rigid Steel
- Legrest:** Swing-away, Removable, Padded & Elevating Articulated
- Footrest:** Height & Angle Adjustable
- Armrest:** Removable, Height & Depth Adjustable
- Wheels:** Quick Release, Solid 20" Tyres, Height & Depth Adjustable
- Castors:** 6", Height Adjustable
- Brakes:** Attendant Operated Drum Brakes & Push-to-lock Handbrakes
- Seat:** Depth & Width Adjustable
- Backrest:** Height, Tension & Angle Adjustable
- Headrest:** Height, Depth, Angle & Width Adjustable, Removable
- Upholstery:** PU Breathable Multi-stretch Fabric Covers
- Cushion:** Multilayer Castellated Back & Seat Cushions in Breathable PU
- Weight:** From 39.5kg

\*For Detailed Features, Specifications and Accessories see pages 14 - 20

SEAT WIDTH	CODE
320 - 370 mm (13" - 15")	MWS449630

Aspire REHAB RX JNR is crash tested to AS/NZS3696.19

AS / NZS Approved  
Rehab RX JNR is registered in the ARTG: AUST R ARTG 291393

S.W.L 180kg

2 Year Warranty Frame

1 Year Warranty Components



# aspire REHAB RX *Advanced Tilt-In-Space*

The REHAB RX is geared towards the high needs, rehabilitation environment. Highly configurable and with pressure care cushioning surfaces, the REHAB RX is designed for the user with more complex needs.



## FEATURES

- Frame:** Rigid Steel Frame
- Legrest:** Swing-away, Removable, Padded & Elevating Articulated
- Footrest:** Height & Angle Adjustable
- Armrest:** Removable, Height & Depth Adjustable
- Wheels:** Quick Release, Solid 24" Tyres, Height & Depth Adjustable
- Castors:** 6", Height Adjustable
- Brakes:** Attendant Operated Drum Brakes & Push-to-lock Handbrakes
- Seat:** Depth, Width & Height Adjustable
- Backrest:** Height, Tension & Angle Adjustable
- Headrest:** Height, Depth, Angle & Width Adjustable, Removable
- Upholstery:** PU Breathable Multi-Stretch Fabric Covers
- Cushion:** Multilayer Castellated Back and Seat Cushion Covered in Breathable PU Fabric
- Weight:** From 41kg

\*For Detailed Features, Specifications and Accessories see pages 14 - 20

## OPTIONAL ACCESSORIES

A wide range of accessories to meet clinical needs

- Base Frame Extension
- 20" or 16" Alternative Wheels
- Therapist Adjustment Kit
- Stump Supports
- Safety Belt
- Oxygen Bottle Holder
- Meal Tray
- Anti-tip Bars
- IV pole



## THE HIGHLY ADJUSTABLE FEATURES FULFILL MANY CLINICAL REQUIREMENTS GEARED TOWARDS COMFORT AND SUPPORT

BACKREST HEIGHT ADJUSTABLE

SEAT DEPTH ADJUSTABLE

ELEVATING LEGRESTS

**★ HIGH LEVEL REHABILITATION SOLUTION**  
Tilt-In-Space (TIS) functionality promotes increased comfort and improved positioning. As well as this, it allows body weight redistribution to help alleviate pressure areas.

26° TILT  
30° RECLINE

**SUPPORT SURFACES:**

- Multi-layer foam construction with castellated top layer for enhanced comfort, pressure redistribution and durability
- Breathable PU multi-stretch cover for improved pressure redistribution and skin micro-climate management

**BACKREST - CONTOURED:**

- Gentle lumbar build up for postural support
- Moderate lateral supports for assisted midline sitting

**CUSHION:**

- Integrated positioning skeleton for enhanced sitting posture
- Fabric tensioners provide a smooth support surface
- Gentle abductor and adductor contouring provide improved postural support

**ARTICULATING ELEVATING LEGRESTS**  
Padded Legrests mirror the anatomical range of movement at the knee joint, ensuring thighs don't elevate as legs are raised. This facilitates better postural support and maximises the skin contact area for pressure redistribution.

**INFECTION CONTROL**  
Easy to clean surfaces.

**CUSTOM COMFORT**  
After-market backrests & cushions ensure flexibility.

**SAFETY IN DESIGN**  
Padded fittings and supports keep the user safe and secure at all times.

Aspire REHAB RX is crash tested to AS/NZS3696.19

S.W.L  
180kg

2  
Year  
Warranty  
Frame

1  
Year  
Warranty  
Components

SEAT WIDTH	CODE
410 - 460 mm (16" - 18")	MWS449710
460 - 510 mm (18" - 20")	MWS449720
510 - 560 mm (20" - 22")	MWS449740

Rehab RX is registered in the ARTG, AUST R ARTG 291393

DVA Contracted

AS / NZS Approved

# aspire REHAB RS Classic Tilt-In-Space

The REHAB RS is an ideal solution for Aged Care and Community users who requires increased postural support and bodyweight redistribution. A reclined position is easily achieved, making the REHAB RS also a great option for those who fatigue easily.



## FEATURES

- Frame:** Rigid Steel Frame
- Legrest:** Swing-away, Removable, Padded & Elevating
- Footrest:** Height & Angle Adjustable
- Armrest:** Removable, Height & Depth Adjustable
- Wheels:** Quick Release, Solid 24" Tyres, Height & Depth Adjustable
- Castors:** 6", Height Adjustable
- Brakes:** Attendant Operated Drum Brakes & Push-to-lock Handbrakes
- Seat:** Depth, Width & Height Adjustable
- Backrest:** Height, Tension & Angle Adjustable
- Headrest:** Height, Depth, Angle & Width Adjustable, Removable
- Upholstery:** PU Breathable Multi-Stretch Fabric Covers
- Cushion:** Standard Foam Comfort Cushions on Back & Seat
- Weight:** From 40.7kg

\*For Detailed Features, Specifications and Accessories see pages 14 - 20



### INCREASED HEAD SUPPORT


The easy-to-adjust, supportive headrest offers the user superior head support, while the gently contoured backrest facilitates posture and positioning.

### SUPPORTIVE & COMFORTABLE

Padded armrests, elevating legrests & a supportive headrest ensure that users of the REHAB RS are supported and comfortable.

### ADVANCED COMFORT

Breathable PU coated multi-stretch fabric on seat and back cushions ensure optimal skin microclimate, comfort and improve pressure care outcomes.



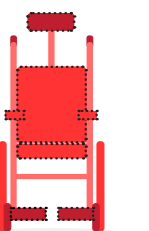
### EASY TO CLEAN

Wipe clean surfaces ensure infection control compliance.



### SAFETY AT ITS CORE

Padded armrests, elevating legrests & a supportive headrest ensure that users of the REHAB RS remain safe and secure.



Aspire REHAB RS is crash tested to AS/NZS3696.19

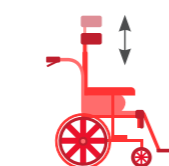


## THE HIGHLY ADJUSTABLE FEATURES FULFILL MANY CLINICAL REQUIREMENTS GEARED TOWARDS COMFORT AND SUPPORT

### OPTIONAL ACCESSORIES

A wide range of accessories to meet clinical needs

- Base Frame Extension
- 20" or 16" Alternative Wheels
- Therapist Adjustment Kit
- Stump Supports
- Safety Belt
- Oxygen Bottle Holder
- Meal Tray
- Anti-tip Bars
- IV pole



BACKREST HEIGHT ADJUSTABLE




SEAT DEPTH ADJUSTABLE



ELEVATING LEGRESTS

### ★ LOW TO MEDIUM LEVEL REHABILITATION SOLUTION

Tilt-In-Space (TIS) functionality promotes increased support and improved positioning. This allows caregivers to position the user for optimal comfort. Adjustable, elevating legrests allow for precise leg positioning.




26° TILT  
30° RECLINE

SEAT WIDTH	CODE
410 - 460 mm (16" - 18")	MWS449600
460 - 510 mm (18" - 20")	MWS449610
510 - 560 mm (20" - 22")	MWS449620

- ✓ Rehab RS is registered in the ARTG, AUST R ARTG 291393
- ✓ DVA Contracted
- ✓ AS / NZS Approved

# aspire ASSIST **2** Everyday

The Aspire ASSIST 2 is a versatile and robust self-propelling wheelchair, designed to meet the rigorous demands of Community, Hire, Hospital and Aged Care environments. The Aspire ASSIST 2 is a reliable and comfortable solution with various accessories available to suit the needs of individuals and caregivers alike.



### FEATURES

- Frame:** Folding Steel Frame
- Legrest:** Swing-away, Removable, (Elevating / Articulating optional accessory)
- Footrest:** Height Adjustable
- Armrest:** Swing-back, Removable
- Wheels:** Quick Release, Solid 24" Tyres
- Castors:** 8", Height Adjustable
- Brakes:** Push-to-lock
- Seat:** Fixed, Light Padding
- Backrest:** Fixed, Light Padding
- Upholstery:** Dacron Fire Retardant Fabric
- Cushion:** Optional Accessory
- Weight:** From 17.3kg

#### ROBUST & RELIABLE

With a strong steel frame, removable swing-away legrests and quick release self-propelling rear wheels, the Aspire ASSIST 2 is a practical yet robust patient transport solution.

#### CATERS TO A WIDE VARIETY OF ENVIRONMENTS

The large, puncture-proof wheels ensure that the Aspire ASSIST 2 handles varied terrain with ease.

#### LOW MAINTENANCE FOLDING

Solid rear tyres and a centre cross brace design offer a low maintenance and portable mobility solution within a facility, hire or community environment.

SEAT WIDTH	CODE
350 mm (14")	MWS449300
400 mm (16")	MWS449310
450 mm (18")	MWS449320
500 mm (20")	MWS449330



- DVA Contracted
- AS / NZS Approved
- Assist 2 is registered in the ARTG, AUST R ARTG 291670

\*For Detailed Features, Specifications and Accessories see pages 14 - 20





# aspire ASSIST **2** WARD

The Aspire ASSIST 2 WARD Vinyl wheelchair has all the features of the ASSIST 2, but with durable hospital grade vinyl, suitable for the hospital & clinic environment. The ASSIST 2 WARD Vinyl has been carefully designed with fully welded seams and concealed mounting of upholstery to ensure that rigorous infection control standards can be met.



HOSPITAL VINYL



### FEATURES

- Frame:** Folding Steel Frame
- Legrest:** Swing-away, Removable (Elevating / Articulating optional accessory)
- Footrest:** Height Adjustable
- Armrest:** Swing-back, Removable
- Wheels:** Quick Release, Solid 24" Tyres
- Castors:** 8", Height Adjustable
- Brakes:** Push-to-lock
- Seat:** Fixed, Padded, Fire Retardant Vinyl
- Backrest:** Fixed, Padded, Fire Retardant Vinyl
- Upholstery:** Hospital Grade Fire Retardant Vinyl
- Cushion:** Optional Accessory
- Weight:** From 17.3kg
- Security:** Simple Frame Fix Mod to Stop Chair Being Folded (Available as option on request)

#### INFECTION CONTROL FOCUS

- Durable hospital vinyl that is easy to wipe clean
- Fully welded seams to inhibit bacterial growth
- Concealed mounting of upholstery to prevent fluid ingress

#### ASSET SECURITY

The centre cross-brace of the ASSIST 2 WARD can be customised to fix the frame for Hospital Asset Security.

#### DURABLE TRANSPORT SOLUTION

The ASSIST 2 WARD Vinyl is a versatile transport wheelchair. Quick release wheels with solid, maintenance-free tyres provide on-call reliability and are suitable for use in common areas, corridors, wards, bathrooms and outdoors.

SEAT WIDTH	CODE
350 mm (14")	MWS449340
400 mm (16")	MWS449350
450 mm (18")	MWS449360
500 mm (20")	MWS449370
570 mm (22")	MWS449380 (HEAVY DUTY Model)
610 mm (24")	MWS449390 (HEAVY DUTY Model)



- DVA Contracted
- AS / NZS Approved
- Assist 2 is registered in the ARTG, AUST R ARTG 291670

\*For Detailed Features, Specifications and Accessories see pages 14 - 20



# aspire TRANSIT 2 *Transporter*

The Aspire TRANSIT 2 wheelchair is a versatile and robust transport wheelchair that is propelled by an attendant or carer. The Aspire TRANSIT 2 is a reliable and comfortable solution, with various accessories available to suit the needs of individuals and carers in the Community, Hospital or Aged Care environments.



## FEATURES

- Frame:** Folding Steel Frame
- Legrest:** Swing-away, Removable, (Elevating / Articulating optional accessory)
- Footrest:** Height Adjustable
- Armrest:** Swing-away, Removable
- Wheels:** Quick Release, Solid 12" Tyres
- Castors:** 8", Height Adjustable
- Brakes:** Attendant Push-to-lock
- Seat:** Fixed, Light Padding
- Backrest:** Fixed, Light Padding
- Upholstery:** Dacron Fire Retardant Fabric
- Cushion:** Optional Accessory
- Weight:** From 16.4kg

### SWING-AWAY ARMRESTS

The padded armrests are swing-away and removable to facilitate the user when transferring in and out of the chair.

### DURABLE TRANSPORT SOLUTION

The Aspire TRANSIT 2 is a versatile transport wheelchair, with rear 12 inch puncture-proof, transit wheels to allow an attendant or carer to easily navigate a client to their destination.

### FOLDING DESIGN

The centre cross-brace design allows for the Aspire TRANSIT 2 to be folded up for unoccupied transport or storage within a facility, hire or community environment.

SEAT WIDTH	CODE
400 mm (16")	MWS449410
450 mm (18")	MWS449420
500 mm (20")	MWS449430



- DVA Contracted
- AS / NZS Approved
- Transit is registered in the ARTG, AUST R ARTG 291670

\*For Detailed Features, Specifications and Accessories see pages 14 - 20



# aspire LITE TRANSIT

The Aspire LITE TRANSIT is a lightweight wheelchair ideal for carer assisted transport. The compact lightweight frame makes it easy to transfer in and out of the car. Attendant brakes and 12 inch rear wheels assist the carer in negotiating indoor and outdoor terrain smoothly and safely. While the height adjustable armrests make it versatile, allowing the user to be positioned at a table and quickly adjusted for comfort.

# aspire LITE (ULTRALITE)

The Aspire LITE is an 'ultra lightweight' wheelchair that is ideal for occasional use. The Aspire LITE is designed with the carer in mind. The compact, lightweight frame makes it easy to transfer in and out of a car. The push button, height adjustable armrests make it versatile, allowing the user to be positioned at a table and quickly adjusted for comfort.

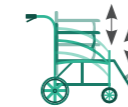
Attendant operated brakes



## FEATURES

- Frame:** Folding Aluminium Frame
- Legrest:** Swing-away & Removable
- Armrest:** Height Adjustable
- Wheels:** Solid 12" Tyres
- Castors:** 6" Height
- Brakes:** Attendant Brakes & Push-to-lock Brakes
- Upholstery:** Padded Dacron Fabric
- Weight:** Chair Weight 11.6kg

HEIGHT ADJUSTABLE ARMRESTS & LEGRESTS



### SAFETY

Safety lap belt & attendant brakes

### LIGHTWEIGHT

Reduced manual handling effort.

### TRANSPORTABLE

Easily folded due to its centre cross brace design. The attendant handles can also be folded down, taking up minimal car space.

CHAIR	SEAT WIDTH	CODE
TRANSIT LITE	460 mm (18")	MWS442301
LITE	460 mm (18")	MWS442300












- DVA Contracted
- AS / NZS Approved









































- Life Transit is registered in the ARTG, AUST R ARTG 229423
- Lite is registered in the ARTG, AUST R ARTG 229423

\*For Detailed Features, Specifications and Accessories see pages 14 - 20

# aspire FEATURES MATRIX

DESCRIPTION	SUITS								
									
Aluminium	●	●						●	●
Steel			●	●	●	●	●		
Folding	●	●				●	●	●	●
<b>SEAT</b>									
Depth adjustable	●	●	●	●	●				
Width adjustable			●	●	●				
Cushion included	●	●	●	●	●				
<b>WHEELS</b>									
Quick release	●	●	●	●	●	●	●		
Solid tyres	●	●	●	●	●	●	●	●	●
24" wheels	●			●	●	●			
20" wheels		●	●						
12" wheels							●	●	
8" wheels									●
<b>LEGRESTS</b>									
Swing-away	●	●	●	●	●	●	●	●	●
Removable	●	●	●	●	●	●	●	●	●
Padded			●	●	●				
Elevating - Articulating			●	●					
Elevating					●				
<b>ARMRESTS</b>									
Swing-away	●	●				●	●		
Removable	●	●	●	●	●	●	●		
Height adjustable			●	●	●			●	●
Depth adjustable			●	●	●				
<b>BACKREST</b>									
Height adjustable back canes	●	●	●	●	●				
Tension adjustable backrest	●	●	●	●	●				
<b>BRAKES</b>									
Drum Brakes			●	●	●				
Attendant Brakes			●	●	●			●	
<b>OTHER FEATURES</b>									
Self-propelled	●	●	●	●	●	●			
Attendant-propelled only							●	●	●
Tilts			●	●	●				
Reclines			●	●	●				
Crash tested	●	●	●	●	●				

# TECHNICAL SPECIFICATIONS

CODE	SEAT WIDTH	OVERALL WIDTH	SEAT DEPTH	SEAT HEIGHT	BACKREST HEIGHT	ARMREST HEIGHT	MINIMUM CHAIR WEIGHT	S.W.L
<b>EVOKE 2</b>								
MWS449500	350 mm (14")	560 mm	400 - 475 mm	440 - 480 mm	430 - 490 mm	205 - 225 mm	From 14.8 kg	140 kg
MWS449510	400 mm (16")	610 mm	400 - 475 mm	440 - 480 mm	430 - 490 mm	205 - 225 mm	From 14.9 kg	140 kg
MWS449520	450 mm (18")	660 mm	400 - 475 mm	440 - 480 mm	430 - 490 mm	205 - 225 mm	From 15.0 kg	140 kg
MWS449530	500 mm (20")	710 mm	400 - 475 mm	440 - 480 mm	430 - 490 mm	205 - 225 mm	From 15.1 kg	140 kg
MWS449540 (HD)	570 mm (22")	780 mm	400 - 475 mm	440 - 480 mm	430 - 490 mm	205 - 225 mm	From 16.0 kg	180 kg
MWS449550 (HD)	610 mm (24")	820 mm	400 - 475 mm	440 - 480 mm	430 - 490 mm	205 - 225 mm	From 16.2 kg	180 kg
<b>EVOKE 2 JNR</b>								
MWS449560	300 mm (12")	510 mm	300 - 375 mm	360 - 410 mm	430 - 490 mm	205 - 225 mm	14 kg	140 kg
<b>REHAB RX JNR</b>								
MWS449630	320 - 370 mm (13" - 15")	600 mm	440 - 490 mm	Front = 410 - 440 mm Rear = 400 - 475 mm	460 - 710 mm	310 - 460 mm	39.5 kg	180 kg
<b>REHAB RX</b>								
MWS449710	410 - 460 mm (16" - 18")	690 mm	440 - 530 mm	Front = 410 - 440 mm Rear = 400 - 475 mm	460 - 710 mm	310 - 460 mm	41 kg	180 kg
MWS449720	460 - 510 mm (18" - 20")	740 mm	440 - 530 mm	Front = 410 - 440 mm Rear = 400 - 475 mm	460 - 710 mm	310 - 460 mm	43 kg	180 kg
MWS449740	510 - 560 mm (20" - 22")	790 mm	470 - 560 mm	Front = 410 - 440 mm Rear = 400 - 475 mm	460 - 710 mm	310 - 460 mm	47.2 kg	180 kg
<b>REHAB RS</b>								
MWS449600	410 - 460 mm (16" - 18")	690 mm	440 - 530 mm	Front = 410 - 440 mm Rear = 400 - 475 mm	460 - 710 mm	310 - 460 mm	40.7 kg	180 kg
MWS449610	460 - 510 mm (18" - 20")	740 mm	440 - 530 mm	Front = 410 - 440 mm Rear = 400 - 475 mm	460 - 710 mm	310 - 460 mm	42.5 kg	180 kg
MWS449620	510 - 560 mm (20" - 22")	790 mm	470 - 560 mm	Front = 410 - 440 mm Rear = 400 - 475 mm	460 - 710 mm	310 - 460 mm	46.7 kg	180 kg

Note: Seat height for REHAB RS, RX, RX JNR, EVOKE 2 & EVOKE 2 JNR is without seat cushion. Standard seat cushion height is 100 mm.




# TECHNICAL SPECIFICATIONS

CODE	SEAT WIDTH	OVERALL WIDTH	SEAT DEPTH	SEAT HEIGHT	BACKREST HEIGHT	ARMREST HEIGHT	MINIMUM CHAIR WEIGHT	S.W.L
<b>ASSIST 2</b>								
MWS449300	350 mm (14")	570 mm	400 mm	460 - 500 mm	440 mm	210 mm	17.3 kg	140 kg
MWS449310	400 mm (16")	620 mm	400 mm	460 - 500 mm	440 mm	210 mm	17.5 kg	140 kg
MWS449320	450 mm (18")	670 mm	400 mm	460 - 500 mm	440 mm	210 mm	17.7 kg	140 kg
MWS449330	500 mm (20")	720 mm	400 mm	460 - 500 mm	440 mm	210 mm	17.9 kg	140 kg
MWS449340 (DELUXE VINYL)	350 mm (14")	570 mm	400 mm	460 - 500 mm	440 mm	210 mm	17.4 kg	140 kg
MWS449350 (DELUXE VINYL)	400 mm (16")	620 mm	400 mm	460 - 500 mm	440 mm	210 mm	17.6 kg	140 kg
MWS449360 (DELUXE VINYL)	450 mm (18")	670 mm	400 mm	460 - 500 mm	440 mm	210 mm	17.8 kg	140 kg
MWS449370 (DELUXE VINYL)	500 mm (20")	720 mm	400 mm	460 - 500 mm	440 mm	210 mm	18 kg	140 kg
MWS449380 (HD DELUXE VINYL)	570 mm (22")	790 mm	400 mm	460 - 500 mm	440 mm	210 mm	18.9 kg	180 kg
MWS449390 (HD DELUXE VINYL)	610 mm (24")	830 mm	400 mm	460 - 500 mm	440 mm	210 mm	19.2 kg	180 kg
<b>TRANSIT 2</b>								
MWS449410	400 mm (16")	540 mm	400 mm	460 - 500 mm	440 mm	210 mm	16.4 kg	140 kg
MWS449420	450 mm (18")	590 mm	400 mm	460 - 500 mm	440 mm	210 mm	16.6 kg	140 kg
MWS449430	500 mm (20")	640 mm	400 mm	460 - 500 mm	440 mm	210 mm	16.8 kg	140 kg
<b>LITE TRANSIT</b>								
MWS442301	460 mm (18")	600 mm	400 mm	460 mm	465 mm	235 mm	11.6 kg	120 kg
<b>LITE</b>								
MWS442300	460 mm (18")	550 mm	400 mm	460 mm	465 mm	235 mm	9.5 kg	120 kg

# ACCESSORIES





























OXYGEN BOTTLE HOLDER	BASE FRAME EXTENSION KITS	STUMP SUPPORT	ELEVATING LEGRESTS
OXYGEN BOTTLE BAG	DELUXE HEADREST	ANTI-TIP BARS	MEAL TRAY
CONTOURED PADDED OVERLAY	DEPTH & HEIGHT ADJUSTABLE ARMRESTS	CALF STRAP	GUTTER ARMRESTS
SAFETY LAP BELT	BRAKE EXTENSION LEVERS	LATERAL CHEST SUPPORT	THERAPIST-FRIENDLY, TOOL-FREE ADJUSTMENT KIT
CAMBER KIT	 Increased Adjustment Points ARTICULATING ELEVATING LEGRESTS	 Extends up to 50mm to facilitate easy movement for taller carers EXTENDED BACK CANES	DRUM BRAKE KITS
IV POLE			

# ACCESSORIES MATRIX

CODE	DESCRIPTION	SUITS							
		 Evoke 2	 Evoke 2 JNR	 Rehab RX JNR	 Rehab RX	 Rehab RS	 Assist 2	 Transit 2	
<b>ELEVATING LEGRESTS</b>									
WCA848100	Elevating Legrest - Left - 300/320/350/400/410mm		●	●	●	●	○	●	●
WCA848110	Elevating Legrest - Right - 300/320/350/400/410mm		●	●	●	●	○	●	●
WCA848120	Elevating Legrest - Left - 450/460/500/510mm		●			●	○	●	●
WCA848130	Elevating Legrest - Right - 450/460/500/510mm		●			●	○	●	●
WCA848140	Elevating Legrest - Left - 570/610mm		●					●	
WCA848150	Elevating Legrest - Right - 570/610mm		●					●	
<b>ADVANCED ARTICULATING ELEVATING LEGRESTS</b>									
WCA848160	Elevating Legrest - Articulating - Left - 300/320/350/400/410mm		●	●	○	○	●	●	●
WCA848170	Elevating Legrest - Articulating - Right - 300/320/350/400/410mm		●	●	○	○	●	●	●
WCA848180	Elevating Legrest - Articulating - Left - 450/460/500/510mm		●			○	●	●	●
WCA848190	Elevating Legrest - Articulating - Right - 450/460/500/510mm		●			○	●	●	●
WCA848200	Elevating Legrest - Articulating - Left - 570/610mm		●					●	
WCA848210	Elevating Legrest - Articulating - Right - 570/610mm		●					●	
<b>STUMP SUPPORTS</b>									
WCA848220	Stump Support - Left - Silver - 300/320/350/400/450mm		●	●	●	●	●	●	●
WCA848230	Stump Support - Right - Silver - 300/320/350/400/450mm		●	●	●	●	●	●	●
WCA848240	Stump Support - Left - Silver - 500/550/570/610mm		●			●	●	●	●
WCA848250	Stump Support - Right - Silver - 500/550/570/610mm		●			●	●	●	●
WCA848260	Stump Support - Extension Bracket - Silver		●	●				●	●
<b>OXYGEN BOTTLE HOLDERS</b>									
WCA848290	Oxygen Bottle Holder		●	●				●	●
WAA695600	Oxygen Bottle Bag				●	●	●		
<b>BRAKE EXTENSIONS</b>									
WCA848310	Brake Extension Lever - Left		●	●				●	●
WCA848320	Brake Extension Lever - Right		●	●				●	●
<b>LATERAL SUPPORTS</b>									
WCA848430	Lateral Chest Support Assembly - Left		●	●					
WCA848440	Lateral Chest Support Assembly - Right		●	●					

○ - Standard Feature Included

# ACCESSORIES MATRIX


CODE	DESCRIPTION	SUITS							
		 Evoke 2	 Evoke 2 JNR	 Rehab RX JNR	 Rehab RX	 Rehab RS	 Assist 2	 Transit 2	
<b>CONTOURED PADDED OVERLAYS</b>									
WCA848330	Contoured Padded Overlay - 350mm Wide		●						
WCA848340	Contoured Padded Overlay - 400mm Wide		●						
WCA848350	Contoured Padded Overlay - 450mm Wide		●						
WCA848360	Contoured Padded Overlay - 500mm Wide		●						
WCA848370	Contoured Padded Overlay - 570mm Wide		●						
WCA848380	Contoured Padded Overlay - 610mm Wide		●						
<b>DEPTH &amp; HEIGHT ADJUSTABLE ARMRESTS</b>									
WCA848390	Depth & Height Adjustable Armrest - Left		●						
WCA848400	Depth & Height Adjustable Armrest - Right		●						
<b>GUTTER ARMRESTS</b>									
WCA848410	Gutter Armrest Pad - Left		●						
WCA848420	Gutter Armrest Pad - Right		●						
<b>DRUM BRAKES</b>									
WCA848510	Rear Wheels w/Drum Brakes Kit - 16in			●	●	●	●		
WCA848520	Rear Wheels w/Drum Brakes Kit - 20in			●	○	●	●		
WCA848500	Rear Wheels w/Drum Brakes Kit - 24in		●			○	○		
<b>DEPTH EXTENSIONS</b>									
WCA848530	Base Frame Extension Kit - 50mm - Black					●	●		
WCA848540	Base Frame Extension Kit - 100mm - Black					●	●		
<b>OTHER</b>									
WCA848550	Therapist-Friendly Tool-Free Adjustment Kit				●	●	●		
WCA848560	Meal Tray - 320mm to 410mm				●	●	●		
WCA848570	Meal Tray - 460mm to 510mm					●	●		
WCA848270	Anti-Tip Bars		●	●	○	○	○	●	●
WCA848280	IV Pole		●	●	●	●	●	●	●
WCA848300	Safety Lap Belt - Metal Seatbelt Buckle		●	●	●	●	●	●	●
WCA848470	Extended Back Cane - Pair - 19/21in		●	●					
WCA848480	Headrest Assembly - Deluxe Style		●	●					
WCA848580	Calf Strap		●	●	●	●	●	●	●
WCA848490	Camber Kit		●	●					
AAL848590	Security Mod - ASSIST 2 WARD Only							●	

○ - Standard Feature Included

CRUTCHES, FRAMES & STICKS



SCOOTERS




OVERBED TABLES



BED STICKS & POLES



RAMPS



AIR MATTRESSES & FOAM MATTRESSES



COMMODOES, URINALS & BED PANS



OVER TOILET AIDS



SHOWER STOOLS & CHAIRS



RAISED TOILET SEATS



SHOWER COMMODOES



BATH BOARDS & BENCHES




SEAT WALKERS



POWER WHEELCHAIRS



PRESSURE CUSHIONS



LIFT & RECLINE CHAIRS



Distributed by:

ASBR20.48 260218

