

Assembly Guide

Parts 1



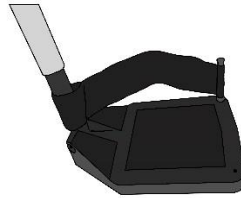
- 1x Frame
 - incl. Seat
 - incl. Back Rest
 - incl. Arm Rests

Parts 2



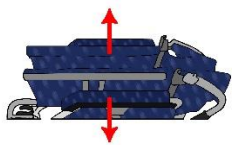
- 2x 6" Front Wheels
 - already attached
 2x 8" Rear Wheels
 - already attached

Parts 3



- 2x Foot Rests

Step 1



Begin opening the wheelchair frame by pulling the armrests apart.

Step 2



Finish opening the wheelchair frame by pushing down on the outside edges of the seat to ensure it is locked down.

Step 3



Lift up the backrest until the handles click into place on both sides.

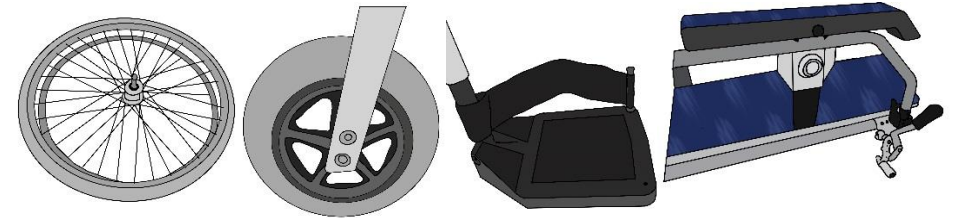
Maintenance

It is very important to regularly check and service the wheelchair. It is also important to keep the wheelchair clean and free from dust or dirt. This will prevent dirt or grime from causing damage to wheel bearings, hinges and other moving parts.

Worn tyres may make the wheelchair difficult to drive. Ensure that both the rear and front wheels are not excessively worn. If any wheels are excessively worn, dented, twisted or out of alignment it is recommended that these are replaced.

Contact the place of purchase to arrange the purchase of any spare or replacement parts that are needed. All the parts for this wheelchair are available (within a reasonable time frame) and a range of optional upgrades or accessories is also available.

Parts of this wheelchair, including the frame and molded plastic parts, may be suitable for recycling. Contact your local recycling centre to discuss suitable recycling options.



Safety Warnings



Care when folding



Take care when folding the wheelchair and keep fingers, feet and legs clear of the folding mechanism and frame.

Do not stand on foot plates



Do not stand on the foot plates when sitting down or rising from the wheelchair as they may break and an injury may occur.

Do not stand or kneel on the seat



Do not stand or kneel on the wheelchair seat as an injury may occur. Ensure the brakes are always on when sitting down or rising from the wheelchair.

Surface temperatures



Take care when handling the wheelchair if it has been sitting outside in the sun as the frame, seat and back support may be hot to touch.