

# Pressure Care



## MEETING INDIVIDUAL REQUIREMENTS

LOW RISK | HIGH RISK | VERY HIGH RISK




Yes, you can.®

Making Life's  
Experiences Possible


# Premier

DURABILITY AND PROTECTION



Equipped with a suite of features that ensures durability, sustained high degree of protection against tissue damage for the patient and an ingeniously designed insert pad, the Softform Premier mattress really does provide exceptional pressure reduction and comfort.

**High Risk**







# Softform Premier

## Unique Features

## Benefits


Deep contoured insert pad for enhanced pressure care area	Maximises body contact area and optimises pressure reduction
Cover fabric conforms to deep contoured foam castellations on the upper surface of the insert pad when mattress is profiled	Minimizes rucking of cover fabric on top surface, reducing potential for tissue damage
Suitable for High Risk patients / Very High Risk when used in conjunction with a profiling bed	Can contribute significantly to pressure ulcer prevention
No need to turn over	Reduces manual handling issues
Single piece foam 'U' core	Facilitates patient transfer by providing effective side-wall support
Double-coated poly-urethane sides	Reduces the risk of strike through, hydrolysis or relamination
Two way stretch poly-urethane waterproof cover	Provides excellent recovery and durability and helps reduce shear and friction forces
High frequency welded seams and zip	Reduces risk of fluid ingress
Full length waterfall flap conceals the zip	Further risk reduction of fluid ingress (through zip)
Toughened PU coated base	Prolongs longevity of the mattress
Water penetration resistance	35 kPa minimum (BS 3424: part 26). 35 kPa minimum after 20,000 cycles Martindale Abrasion Test EN ISO 5470-2

## Tech Specs

<b>WATERFLOW SCALE</b>  Waterflow Scale 20	 <b>User weight</b> 247.6kg	 <b>Length</b> 197cm	 <b>Width</b> 88cm	 <b>Depth</b> 15.2cm	<b>WARRANTY</b>  <b>Warranty</b> 4yr cover 8yr foam
---	--	---	---	---	---

# Maxiglide

EXCEPTIONAL PRESSURE & SHEAR REDUCTION



This mattress not only provides exceptional pressure reduction and patient comfort but its patented design allows the top surface supporting the patient to remain in position when profiling. This significantly reduces the potential for shear and friction against patient tissue.

**High Risk**





# Softform Maxiglide

## Unique Features

## Benefits

Patented Glide system allows mattress to fully conform to the bed frame	Optimises the properties of a profiling bed
Top surface remains under patient throughout profiling of an electric bed	Significantly reduces shear and friction forces, most particularly on the heel areas which are especially vulnerable to pressure ulcer development
Cover fabric conforms to deep contoured foam castellations on upper surface of the insert pad when mattress is profiled	Minimizes rucking of cover fabric on top surface, reducing potential for tissue damage
Does not require turning or rotating	Significantly reduces manual handling issues and helps to facilitate staff management resources
Two-way stretch PU waterproof cover	Provides excellent recovery and durability
High frequency welded seams	Reduces risk of fluid ingress and positively contributes to infection control
Full length flap conceals the zip	Reduces possible fluid ingress through the zip
Toughened PU coated base	Prolongs longevity of the mattress and reduces the risk of strike through, hydrolysis and delamination
Deep contoured insert pad for enhanced pressure area care	Maximise body contact area and optimises pressure reduction
Single piece foam "U" core	Facilitates patient transfer by providing effective side-wall support
Does not impede CPR procedures	Clinically assessed to ensure this does not occur
Double-coated PU sides	Reduces potential for physical damage
Optional Evacuation Straps	Provides extra safety for the patient and carer in case of an emergency
Water penetration resistance	35 kPa minimum (BS 3424: part 26). 35 kPa minimum after 20,000 cycles Martindale Abrasion Test EN ISO 5470-2

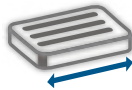
## Tech Specs

### WATERLOW SCALE


Waterlow Scale  
20+




User weight  
247kg



Length  
200cm



Width  
85.5cm



Depth  
15cm

### WARRANTY

Warranty  
4yr cover  
8yr foam




# Active 2

VERSATILITY AND COMFORT



The Softform Premier Active 2 retains properties as a high risk reactive support surface however should a patient require stepping up to an Active support surface, then a discrete pump can be fitted transforming the mattress into a dynamic surface and delivering additional levels of pressure relief.

**High/Very High Risk**



# Softform Premier Active 2

## Unique Features

## Benefits

<b>Air Insert contained within standard Softform Premier mattress foam construction</b>	Using the pump allows stepping up and down between Reactive and Active alternating systems with minimum patient disruption
<b>Inflation of air cells alternates on a 10 minute cycle</b>	Promotes tissue recovery and pressure distribution
<b>New air cell design</b>	For the users safety and peace of mind
<b>Air system placed beneath foam insert</b>	Greatly reduces risk of sharps puncture
<b>Mattress can stay on the bed for a wide range of patients.</b>	Reduces moving and handling issues; minimizes additional storage requirements.
<b>High risk static mattress, delivering exceptional pressure reduction and patient comfort</b>	In the event of a power failure, the patient is still resting on a high risk pressure reducing surface, minimizing the potential of pressure damage occurring until power is restored
<b>Mattress does not require turning Reduces manual handling issues</b>	Reduces manual handling issues
<b>Two- way stretch PU waterproof cover</b>	Provides excellent recovery and durability, and helps reduce shear and friction forces
<b>High frequency welded seams</b>	Reduces the risk of fluid ingress
<b>Full length flap conceals the zip</b>	Reduces the possible fluid ingress through the zip
<b>Toughened PU coated base</b>	Prolongs the longevity of the mattress
<b>Single piece of foam "U" core</b>	Facilitates patient transfer by providing side wall support
<b>Water penetration resistance</b>	35 kPa minimum (BS 3424: part 26). 35 kPa minimum after 20,000 cycles Martindale Abrasion Test EN ISO 5470-2

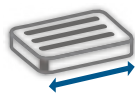
## Tech Specs

### WATERFLOW SCALE

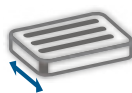
Waterflow Scale  
25




User weight  
247.6kg



Length  
197cm



Width  
88cm



Depth  
15.2cm

### WARRANTY


**Warranty**  
4yr cover  
8yr foam  
2yr pump



# S2000

## EVEN WEIGHT DISTRIBUTION


The S2000 Mattress is made of EL33/100 foam with zone-contoured cuts in the upper layer. This allows for additional comfort and an even weight distribution for clients up to 130kgs. The S2000 comes standard with a two-way stretch waterproof cover. The S2000 has been UltraFresh® treated and is fire retardant.




At Risk

Unique Features	Benefits
Foam with zone-contoured cuts in the upper layer	This allows for additional comfort and an even weight distribution
Two-way stretch waterproof cover	Provides excellent recovery and durability
UltraFresh® treated	Antimicrobial treatment that has been added to all foam to help make it resistant to the growth of odour causing bacteria. Helps provide longer lasting freshness.
Fire retardancy	Conforming to European Standard EN 597 – 1 and European Standard EN 597 – 2


## Tech Specs




User weight  
130kg



Length  
200cm



Width  
86cm



Depth  
13cm

WARRANTY

Warranty  
2yr cover  
2yr foam



# Dacapo Heavy Duty

## FIRM COMFORTABLE AND CUSHIONED


Designed to match customer’s requirements within Invacare’s homecare and hospital bed ranges. With a 350kg maximum user weight, the Dacapo® Heavy Duty has been developed to offer optimal cushioning and pressure relief without compromising on hygiene and user friendliness.




At Risk

Unique Features	Benefits
Heavy duty	Tailored to meet the needs of the larger user and offers a firm, comfortable cushioned support
Heavy user cover	100% flfluid-proof, coated polyester with polyurethane, Breathable, Two way stretch capacity, Washable at 95 degrees
Two high resilience foams	This model can be reversed to adjust to the degree of firmness and support required by the user
Fire retardancy	Conforming to European Standard EN 597 - 1 and European Standard EN 597 - 2


## Features



Heavy Duty maximum 350 kg:  
Top (5 cm) visco-elastic foam 50 kg/m3:  
Base (5 cm) high resilient foam 38 kg/m3:  
Base (5 cm) high resilient foam 50 kg/m3



Easy Handling.




Discretely zippered on three sides with cloth covering.

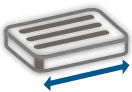
## Tech Specs

**WATERLOW SCALE**

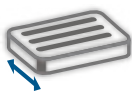
Waterflow Scale 10+




User weight 350kg



Length 200cm



Width 116cm



Depth 15cm

**WARRANTY**

Warranty 2yr cover 2yr foam



# Standard Mattresses




## FOR LOW AND MEDIUM RISK USERS


The Standard Range of mattresses from Invacare provides the basis of a skin integrity program and reduction in the risk of developing pressure ulcers. These quality support surfaces feature effective comfort for low and medium risk users and accurate pressure distribution for greater patient comfort.

### INV 410

#### ECONOMY DUEL CORE MATTRESS

- Inbuilt upper convolute core layer
- Combination Cover: Upper 2-way stretch, Base heavy duty PVC
- Product weight: 7.5kg

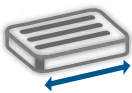
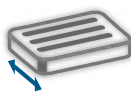

				WARRANTY
INV 410	Length 1960mm	Width 880mm	Depth 135mm	Warranty 1 year
INV 410B	1880mm	880mm	135mm	1 year




### INV 420

#### PREMIUM GRADED DENSITY PRESSURE MATTRESS

- Premium core, graded Density, Modulated Upper
- Combination Cover: Upper 2-way stretch, Base heavy duty PVC
- Product weight: 10kg




			WARRANTY
Length 1960mm	Width 880mm	Depth 150mm	Warranty 2 years




### INV 430

#### DELUXE 3-CORE PRESSURE RELIEVING MATTRESS

- Multi-Core Combination Design, Upper Visco™ Pressure Sensitive Memory Layer
- Combination Cover: Upper 2-way stretch, Base heavy duty PVC
- Product weight: 12kg

			WARRANTY
Length 1960mm	Width 880mm	Depth 150mm	Warranty 2 years






# INV 440

## DELUXE 3-CORE PRESSURE RELIEVING MATTRESS WITH STRENGTHENED SIDES

- Multi-Core Combination Design Upper Visco™ Pressure Sensitive Memory Layer
- Combination Cover: Upper 2-way stretch, Base heavy duty PVC
- Product weight: 12kg




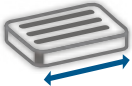


			<b>WARRANTY</b>
<b>Length</b> 1960mm	<b>Width</b> 880mm	<b>Depth</b> Peak 245mm Base 150mm	<b>Warranty</b> 2 years

# INV 450

## PREMIUM PEAK-SIDED GRADED DENSITY PRESSURE MATTRESS

- Premium Core, Graded Density modulated Upper
- Combination Cover: Upper 2-way stretch, Base heavy duty PVC
- Product weight: 11kg



			<b>WARRANTY</b>
<b>Length</b> 1960mm	<b>Width</b> 880mm	<b>Depth</b> 150mm	<b>Warranty</b> 2 years

# Accessories

## Softform Heelpads

Designed to reduce pressure on the vulnerable heel area, the Softform Heel pad provides excellent immersion for high risk areas, the gel sacs allowing pressure displacement and even weight distribution.

The Softform Heel pads are available in double or single models. Both feature high frequency welded seams to prevent contamination, have a vapour permeable stretch cover with PU base and are comparatively lightweight (at 3.58kg and 1.5kg respectively) to enable safe and easy handling for carers.

## Softform Odstock Wedge

Designed to reduce pressure under the heel, without increasing pressure on the thighs and calves the Odstock wedge helps support the patient from slipping down the bed, thus reducing shear forces in the sacral area.

By tilting the pelvis, it also reduces lumbar lordosis. This makes the Odstock wedge ideal after back surgery and improving the sleeping position of people with back problems.



Unique Features	Benefits
Gel sac in Softform Heelpad	Providing excellent immersion for the high risk heel zone
High frequency welded seams	Protects products from contamination, ensuring product integrity
Vapour permeable stretch cover with PU base	High quality materials promote product longevity
Products designed to be used in conjunction to provide improved support to the lower limbs	Reduces the requirement for patient handling



FOR FURTHER INFORMATION:

**New Zealand:** Freephone 0800 468 222, email [sales@invacare.co.nz](mailto:sales@invacare.co.nz) or visit [www.invacare.co.nz](http://www.invacare.co.nz)  
**Australia:** Freephone 1800 460 460, email [sales@invacare.com.au](mailto:sales@invacare.com.au) or visit [www.invacare.com.au](http://www.invacare.com.au)  
**Asia:** Phone +61 2 8839 5330, email [exportsales@invacare.com.au](mailto:exportsales@invacare.com.au) or visit [www.invacare.com](http://www.invacare.com)  
**Thailand:** Phone +66 0 2108 8555 or visit [www.invacare.com](http://www.invacare.com)

