





Spare Parts Listing for:

884SCHAU



| Item Description                          | Code       | Spec Description  | Image   |
|---|------------|---|---|
| Actuator                                  | ZH923101BE | For OEC2 backrest, stroke 183mm, assy size 371mm, push 6000N, support AED, ext lead 500mm       |  |
| Actuator                                  | ZH923102BE | For OEC2 seat, stroke 184mm, assy size 410mm, push 6000N, support AED, ext lead 500mm           |  |
| Cable hub (ECU - Electronic Control Unit) | ZH920201BE | Common cable hub for single/dual motor, support AED, DC cable 2000mm, not include mounting kits |  |
| Mounting kit                              | ZH923201BE | Mounting cable hub to the frame for dual motor chairs   |  |

Sydney - 8/15 Carrington Road Castle Hill New South Wales 2154  
 Melbourne - 10 Business Park Drive Notting Hill Victoria 3168  
[info@drive-medical.com.au](mailto:info@drive-medical.com.au)

| Item Description                           | Code                                   | Spec Description  | Image   |
|--|--|---|---|
| Inline power box                           | ZH920301BE<br>ZH920302BE<br>ZH920303BE | AC230V, DC cable 100mm, AC cable 1500 detachable  |    |
| SMPS power box                             | ZH920311BE<br>ZH920312BE<br>ZH920313BE | AC100V~240V, DC cable 100mm, AC cable 1500 detachable   |    |
| Handset dual motor                         | ZH923401BE                             | Dual motor handset 5 buttons, support AED, cable 900mm(flexi 300mm), QR 180° connector, print chair image on handset                                      |   |
| Handset ext lead                           | ZH920402BE                             | Handset extension lead, QR, cable 1400mm  |  |
| Anti-entrapment device                     | ZH920502BE                             | 3 AL sections 72x54x72cm. Total 2000mm (without leads) cable 2000mm, connecting leads 300mm, with assembling brackets from T motion, screws, cable fixing |  |
| Anti-Entrapment c/w fixings for Dual Motor | AE300                                  | Anti-Entrapment c/w fixings for Dual  | Image N/A   |